




 **EPC**
EUROPEAN
PORCELAIN
& CERAMICS

Porcelain Tiles
DAINO ROYAL


Size & Shade

61.5X61.5cm / 24"X24"




Gloss - DAINO ROYAL 61.5X61.5 CREMA / BEIGE
Matt - DAINO ROYAL-M 61.5X61.5 CREMA / BEIGE

30.7X61.5cm / 12"X24"



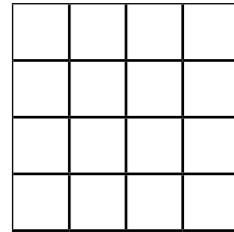
Gloss - DAINO ROYAL 30.7X61.5 CREMA / BEIGE
Matt - DAINO ROYAL-M 30.7X61.5 CREMA / BEIGE

45.2X45.2cm / 18"X18"



Gloss - DAINO ROYAL 45.2X45.2 CREMA / BEIGE

mosaic




Gloss - MALLA DAINO ROYAL
Matt - MALLA DAINO ROYAL-M
30X30 / 12"X12"
CREMA / BEIGE
mosaics 7X7cm / 3"X3"

bullnose



Gloss - RODAPIE DAINO ROYAL
CREMA / BEIGE
7X30.7cm / 3"X12"
Matt - RODAPIE DAINO ROYAL-M
CREMA / BEIGE
7X30.7cm / 3"X12"

V2



V1: Uniform appearance
V2: Slight Variation
V3: Moderate Variation
V4: Substantial Variation
RANDOM PRODUCTION
DESIGN AVAILABLE 4M2

Colour



CREMA

BEIGE



Technical features

CHARACTERISTICS	Water Absorption	Breaking strength	Modulus of Rupture	Surface Abrasion Resistance (PEI)	Frost Resistance	Acids and Alkalis Resistance	Staining Resistance	Mohs Hardness	Slipperiness		
									ASTM C1028-96 SCOF	AINSI A137.1: 2012 DCOF	UNE-ENV -12633
TEST METHOD	ISO 10545-3 ASTM C373	ISO 10545-4 ASTM C648	ISO 10545-4 ASTM C482	ISO 10545-7	ISO 10545-12 ASTM C1026	ISO 10545-13 ASTM C650	ISO 10545-14	EN 101			
STANDARD VALUE	EB ≤ 0,5%	S ≥ 1300 N > 500lbf	R ≥ 35N/mm² > 200psi	PEI	Required	Test method available	Minimum Class 3	Mohs Scale	The ITC identifies Tile Slip Resistant when SCOF ≥ 0,60	Required value min. of 0,42 for commercial areas likely to be wet	
452X452X10mm 18X18X0,4 in GLOSS	pass	pass	pass	III	pass	GLA / GLA	class 5	4	-	-	class 0
307X615X10mm 12X24X0,4 in GLOSS	pass	pass	pass	III	pass	GLA / GLA	class 5	4	-	-	class 0
307X615X10mm 12X24X0,4 in MATT	pass	pass	pass	III	pass	GLA / GLA	class 5	4	0,70W /1,014D	0,68W	class 0
615X615X10mm 24X24X0,4 in GLOSS	pass	pass	pass	III	pass	GLA / GLA	class 5	4	-	-	class 0
615X615X10mm 24X24X0,4 in MATT	pass	pass	pass	III	pass	GLA / GLA	class 5	4	0,70W /1,014D	0,68W	class 0

	SIZE CM / INCH	PALLET	PCS/BOX	M2/ BOX	KG/BOX	BOXES/ PALLET	M2/ PALLET	KG/ PALLET
PACKING LIST LIST BASES	30.7X61.5 / 12X24"	Europallet	5	0.94	19.65	48	45.12	963.20
	45.2X45.2 / 18X18"	Europallet	5	1.02	18.10	66	67.32	1214.60
	61.5X61.5 / 24X24"	Europallet	3	1.13	25.13	36	40.68	924.68
PACKING LIST SPECIAL PIECES	7X30.7 / 3X12" Bullnose	Normal	28	0.62	12.80	56	34.72	736.80
	7X45.2 / 3X18" Bullnose	Normal	23	0.75	15.10	56	41.86	865.60
	8X61.5 / 3X24" Bullnose	Normal	9	0.44	8.31	112	49.28	950.72
	30X30 / 12X12" Mosaic	Normal	6	0.54	8.20	81	43.74	684.20